




2024 ORIENTATION

PLANO PHOTOGRAPHY CLUB




“THE AIM OF THE PLANO PHOTOGRAPHY CLUB
SHALL BE THE ENJOYMENT, MASTERY, AND
FURTHERANCE OF PHOTOGRAPHY THROUGH
COOPERATION, EFFORT, AND GOOD
FELLOWSHIP.”

PPC Constitution




“PC provides members an opportunity to make new friends whose common interest is photography. The club offers a wide variety of education, as well as excellent speakers. My favorite activities in the club are the many field trips, both locally and out-of-town”
---John & Janice Goetz

“Participating at the Plano Photography Club has helped me make new friends and helped my skills improve. It has exposed me to many different venues I hadn't considered. I especially enjoy the camaraderie on outings.” ---Bob Robinette



“I have been a member of various photography clubs since the early 1980's. In 1998 when I knew that we were moving to Dallas, I joined the Plano Photography Club. The club has been a very important part of my life for more than 25 years.”
---Larry Peterborg





"I have been a member of the Plano Photography Club since 2006 and to me membership and participation means friendships, learning, and giving back. I have found close fiends at a late stage in my life. I have been able to continue to learn and improve my art. And I have a since [sic] of service by participating in the club."

---Dennis Fritsche

"I enjoy photography and joined the club to improve on my skills. I have been a member for over a decade now and have served on the board in various capacities. For me, the speaker programs are educational and entertaining; the photo contests are educational, sometimes

entertaining! What keeps me coming to the club is the fellowship, doing what I enjoy with friends through photo outings and trips ."

---Parvin Stiles



“Have the opportunity to meet many photographers in Plano Photography Club. PPC also offer trainings, workshops, monthly photo contests, local club photo activities and annual field trips that help me to improve my photography skills.” ---Nock Wong



I’ve been a member of the Plano Photography Club for three years. I have been a member of the Heard Nature Photographers for about 15, and while I enjoy it, that club concentrates solely on nature photography. The Plano club has encouraged me to branch out and try some different subjects. I’ve learned a lot from the varied speakers, and I enjoy the company of like-minded people. I have made some very good new friends. Besides, it’s just plain fun! ---Anita Oakley

“Through 24 years, I’ve made friends, gained a critical eye to improve my photos, and continued to learn through the club’s members and activities.” --Carol Barlow



“As a new Texas resident I look forward to meeting fellow photographers who enjoy both the photographic experience as well as the social interactions of being an active club member. It will be fun meeting new people in the club who can give guidance and recommendations concerning interesting photographic locations and opportunities.” ---
Frank Barnhart



The Plano Photography Club has introduced me to dozens of people that share my interest in photography, and over the years I have developed great friendships with many of the members. I continue to participate in the club because of the educational programs that it provides to improve my photography skills. I also like to attend photographic activities and field trips that the club offers. --
-Alan Daniel



“Over the years, I went from Beginner Class to Master Level due to what I learned during 1) monthly meetings with expert speakers and PPC classes, 2) special Table-Top and Portrait workshops, 3) Judge's critique during contests, and 4) photos trips with fellow photographers. My recommendation: participate in as many PPC events/contests as you can. The good thing about photo clubs is that you do not need previous experience or expertise to have fun with your fellow photographers at a photo event.” –Lois Lehman

There is an artist in all of us, an inner self that desires to get the opportunity to express itself. My life has been a life of numbers, a science of sorts. Plano Photography Club has provided me the opportunity to discover my passion for photography. ---Cliff McKenzie



1. Training to learn how to do after processing my images to enter into contests, from what the judge's comments improved my photography skill.

2. Field Trips & Activities as a group provide more reliable information, knowledge & fun to travel out of town.

---Sui Wong



“ My first club event was a Scavenger Hunt with a disposable camera and I took 1st place in the Humor category... The comments we get from the judges are a wonderful learning tool. Just leave you [sic] ego at the door. I also love the variety of speakers that we get. The diversity of interests and skills in the membership is amazing. If you need advice on how to do something, ask around, somebody has done it and will be glad to help. ---Jerry Schlesinger



HISTORY OF CLUB

- 1984 – First club meeting in January; first field trip in April to One-Hour Photo
- 1988 – Overnight field trip to Fredericksburg, TX
- 1990 - Incorporated as a non-profit organization
- 2007 – Host GSCCC Convention
- 2008 – Contests go online
- 2020 – Online meetings due to COVID precautions
- 2022 – Return to in-person meetings
- 2024 – 40th Anniversary



WHAT THE CLUB OFFERS

- Monthly open meetings – 3rd Thursday, 7:00 PM
- Speakers – wide variety of topics
- For members:
 - Training (in-person & via Zoom) and Training Notes (Website: Training/Education)
 - Monthly Competitions
 - Club Photo Shoots, Trips, and Parties
 - On-demand viewing of online meetings & training



CLUB STRUCTURE

- Executive Committee (EC) - management of the club
- Monthly EC meetings – members welcome
- Officers elected annually
- Membership - Individual & family memberships
- Monthly Meetings – Third Thursday of month except December
- Contest year – begins in May
- Gulf States Camera Club Council (GSCCC) affiliate
- Photographic Society of America (PSA) affiliate

EXECUTIVE COMMITTEE



Parvin Stiles | [Email](#)
President



Mary Ruehle | [Email](#)
1st Vice President
Secretary / Activities



Greg Rains | [Email](#)
2nd Vice President
Programs




Jodi Smith | [Email](#)
Treasurer




Heidi Phillips | [Email](#)
Social Media Chair




Michael Farnham | [Email](#)
Membership Chair



Craig Rowen | [Email](#)
Contest Chair



Jerry Schlesinger | [Email](#)
Contest Site Administrator



Dennis Fritsche | [Email](#)
Training Chair




Larry Petterborg | [Email](#)
PSA Representative



James Stover | [Email](#)
Newsletter /
Slideshow Chair



Cindy Vaillancourt | [Email](#)
Historian



Jerry Schlesinger | [Email](#)
GSCCC Representative



David Swinney | [Email](#)
Webmaster Chair



MEDIA

- “The Flash!” - Monthly newsletter
- Website: www.planophotographyclub.com
 - Learn about the club
 - Join the club
 - Pay dues
 - Enter contests
 - Sign-up for activities
 - Access to educational resources
- Presence on Facebook, Instagram, Meetup and YouTube



ACTIVITIES

- Local sites – Metroplex (Plano, McKinney, Fort Worth, Dallas)
- Festivals – Balloon festivals, ethnic festivals
- Events – Dallas Heritage Village, North Tx Irish Festival
- Day trips – Hagerman Refuge, Ennis, Bonham, etc.
- Weekend trips – TX, OK and AR
- Extended trips – Texas coast, New Mexico, North Carolina
- Slide shows of participants' images
- Two parties a year – December & May

*Liability Waiver required upon joining to cover sponsored trips



TRAINING



- In-person classes – 6:00 PM before monthly meeting
- Online classes in cooperation with the Dallas Camera Club
- Schedule on PPC website: Training/Education
- Example subjects
 - Visual Design
 - Ask Me Anything
 - Photography Fundamentals
 - Lightroom
 - Black and White Photography



HOW DO I START MAKING PHOTOS?

- Know your camera (phone, point-and-shoot, SLR, mirrorless, film)
- Understand the exposure triangle but start simple. (PPC offers classes)
- Practice: Take pictures. (PPC activities)
- Enter PPC monthly contests to learn from critiques
- Train your eye in composition and light; study art and fine photography.
- Learn to be an objective "judge." (PPC training)
- Choose an editing tool like Lightroom (PPC offers classes and tips)
- Be curious. Try new techniques, settings, angles, etc.
- Attend PPC meetings
- Explore the PPC web site for ideas, photo examples, past training notes and videos, resources

TRAINING RESOURCES



Carol Barlow Logout

Home Activities Galleries Training/Education Membership News Resources Shop Competitions About Organization My Account Help Contact

Training Class Material

- Training Class Material - 2024
- Training Class - Zoom Links
- Training Survey Results (PDF) - January 2024
- External Educational Resources
- Prior Class Descriptions
- Post-Processing Video Tips
- Training Class Material - 2023
- Training Class Material - 2022
- Training Class Material - 2021
- Training Class Material - 2020
- Training Class Material - 2019 and Earlier

[New Tools in Lightroom and PhotoStage](#) | [Abstract Photography](#) | [Ghost Ranch Planning](#) | [Entry and Backup](#) | [Georgia O'Keefe](#) | [New to Photography](#) | [My Passion](#) | [Image Review](#) | [Finding That Image in Lightroom Classic](#) | [Ask Me Anything](#) | [Long-Form Slideshows](#) | [Creating Backgrounds and Textures](#) | [Creating Slideshows with Lightroom and PhotoStage](#) | [What Judges Look For](#) | [Support and Shot Discipline](#) | [Collections in Lightroom](#) | [Personal Website](#) | [How I Made It](#) | [Local Adjustments and Masking in Lightroom Classic](#)

New Tools in Lightroom and Photoshop - Craig Rowen
[PDF](#) [VIDEO](#)
photoshopCAFE: <https://www.youtube.com/@photoshopcafe>
PiXimperfect: <https://www.youtube.com/@PiXimperfect>
Photoshop Training Channel: <https://www.youtube.com/@PhotoshopTrainingChannel>
Local Files in Lightroom (CC): [Lightroom adds local storage, but it's a small concession - Life after Photoshop](#)

Motion in Photography - Nancy Mack
[PDF](#) [VIDEO](#)

TK8 Panel for Luminosity Masking - Anita Oakley
Presentation [HERE](#)
Demonstrations by Anita [VIDEO](#)



CLUB COMPETITION

- Why compete?
 - Receive helpful critiques and recognition
 - Challenge your creativity
 - Improve your images
 - Receive acknowledgement of progress
 - Accomplish photographic goals
- Ten monthly contests (themed & open)
 - Includes eight digital and two print contests
 - Four levels: Entry, Intermediate, Advanced, Master
 - Competition Committee evaluates standings and recommends advancements
- Three special contests in April (open to all)
- Presentation of judge's comments and points



SCORING OF IMAGES

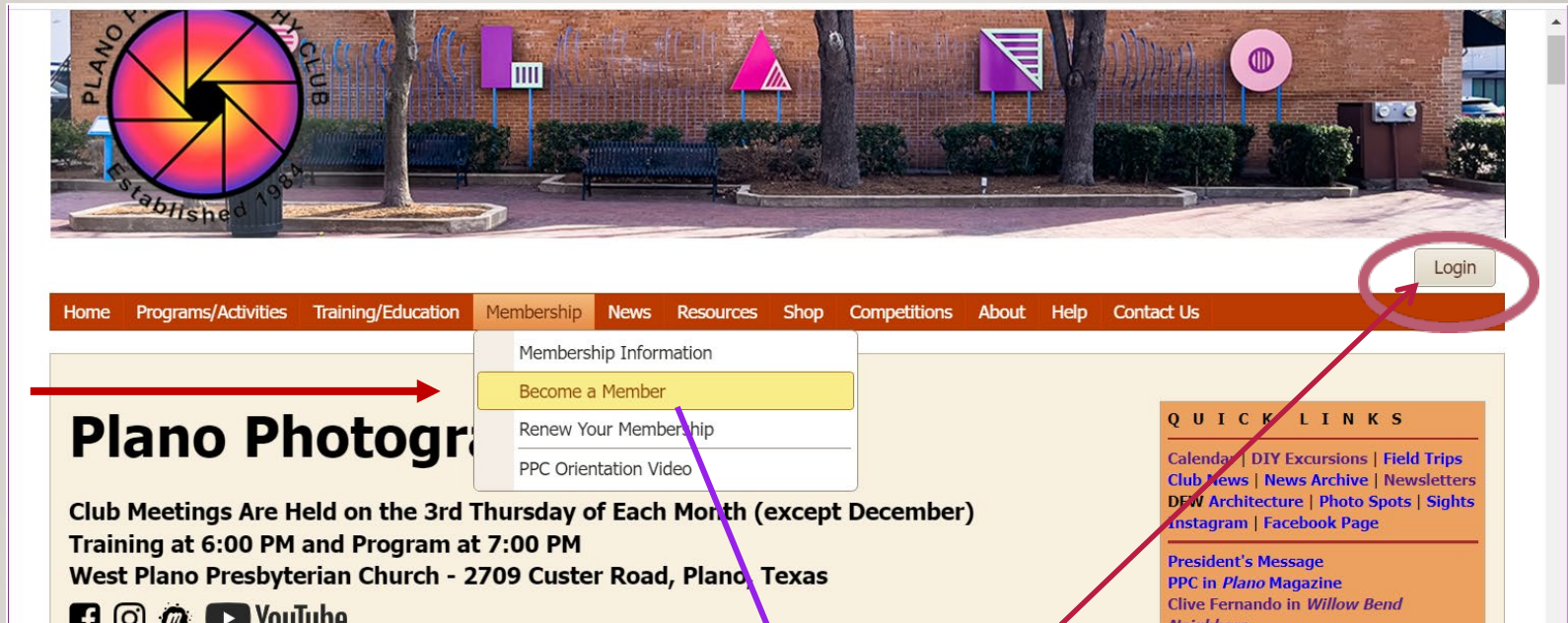
- Outside judges
- Photographer not identified to judge
- Image (Judge's) Points: 6 – 15
- Place Points (by level)
 - First Place – 10
 - Second Place – 6
 - Third Place – 3
 - Honorable Mention (2 max) – 1
- Photographer-of-the-Year (POY) Points (monthly) - 5, 3, 2, 1
- End-of-year Awards – 1st, 2nd, 3rd in each level and POY
- Digital and Print Images of the Year – judged from all 1st, 2nd & 3rd place entries in each level



SUBMITTING IMAGES

- Submit digital image by 11:59 PM on due date
- Submit prints at the monthly meeting or as directed (Location and time TBD)
- Prints must also have the corresponding digital image submitted
- Refer to the website for other rules and the process

HOW TO JOIN



You will have the opportunity to join as a competing member at either the Entry or Intermediate level.


Instructions

Please follow these steps to become a member of the Plano Photography Club:

1. Click the **Login** button in the top right corner of this page.
2. Scroll down past the login section to get to the **Create an Account** section.
3. Read the instructions under **Create an Account**.

Unless you are creating an account to only be a judge, click the Membership Information and

PAY DUES



The screenshot shows the website for the Plano Photography Club. At the top is a banner image of a brick building with colorful geometric signs and a camera shutter logo. The logo text reads "PLANO PHOTOGRAPHY CLUB" and "Established 1984". Below the banner is a navigation bar with links: Home, Programs/Activities, Training/Education, Membership, News, Resources, Shop, Competitions, About, Organization, My Account, and Help. The "My Account" link is highlighted, and a dropdown menu is open, showing options: Pay Annual Dues (circled in green), About My Account Settings, My Account Settings, Organizations, My Competition Levels, My Galleries, and My Image History. Below the navigation bar, the main content area features the club's name "Plano Photography Club" and meeting information: "Club Meetings Are Held on the 3rd Thursday of Each Month (except December)", "Training at 6:00 PM and Program at 7:00 PM", and "West Plano Presbyterian Church - 2709 Custer Road, Plano, Texas". Social media icons for Facebook, Instagram, and YouTube are visible at the bottom left.

© David Swinney

Carol Barlow Logout

Home Programs/Activities Training/Education Membership News Resources Shop Competitions About Organization My Account Help

Contact Us

Plano Photography Club

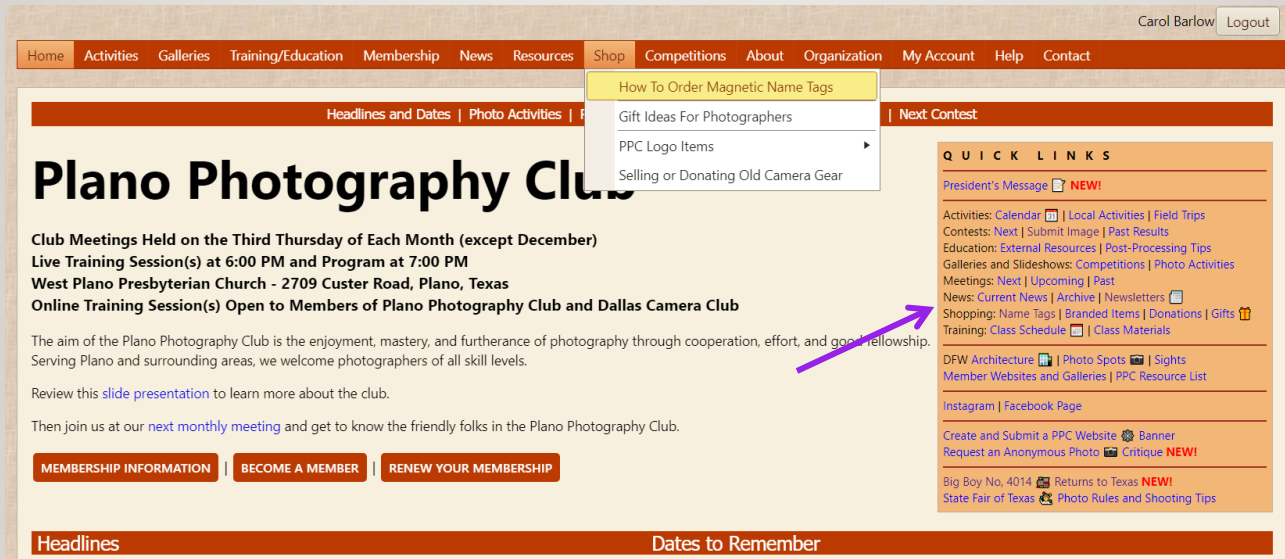
Club Meetings Are Held on the 3rd Thursday of Each Month (except December)
Training at 6:00 PM and Program at 7:00 PM
West Plano Presbyterian Church - 2709 Custer Road, Plano, Texas

Pay Annual Dues
About My Account Settings
My Account Settings
Organizations
My Competition Levels
My Galleries
My Image History

Sights
Instagram | Facebook Page

You can also see your Image history under My Account

MAGNETIC NAME TAG (OPTIONAL)



The screenshot shows the website for the Plano Photography Club. The top navigation bar includes links for Home, Activities, Galleries, Training/Education, Membership, News, Resources, Shop, Competitions, About, Organization, My Account, Help, and Contact. The 'Shop' link is highlighted, and a dropdown menu is open, showing options: 'How To Order Magnetic Name Tags' (highlighted in yellow), 'Gift Ideas For Photographers', 'PPC Logo Items', and 'Selling or Donating Old Camera Gear'. A purple arrow points from the 'How To Order Magnetic Name Tags' option to the 'Quick Links' section on the right. The main content area features the club's name, meeting information, and a description of the club's purpose. The 'Quick Links' section on the right lists various resources and links.

Home Activities Galleries Training/Education Membership News Resources **Shop** Competitions About Organization My Account Help Contact

Headlines and Dates | Photo Activities | Next Contest

Plano Photography Club

Club Meetings Held on the Third Thursday of Each Month (except December)
Live Training Session(s) at 6:00 PM and Program at 7:00 PM
West Plano Presbyterian Church - 2709 Custer Road, Plano, Texas
Online Training Session(s) Open to Members of Plano Photography Club and Dallas Camera Club

The aim of the Plano Photography Club is the enjoyment, mastery, and furtherance of photography through cooperation, effort, and good fellowship.
Serving Plano and surrounding areas, we welcome photographers of all skill levels.

Review this [slide presentation](#) to learn more about the club.

Then join us at our [next monthly meeting](#) and get to know the friendly folks in the Plano Photography Club.

[MEMBERSHIP INFORMATION](#) | [BECOME A MEMBER](#) | [RENEW YOUR MEMBERSHIP](#)

Headlines Dates to Remember

QUICK LINKS

President's Message **NEW!**

Activities: [Calendar](#) | [Local Activities](#) | [Field Trips](#)
Contests: [Next](#) | [Submit Image](#) | [Past Results](#)
Education: [External Resources](#) | [Post-Processing Tips](#)
Galleries and Slideshows: [Competitions](#) | [Photo Activities](#)
Meetings: [Next](#) | [Upcoming](#) | [Past](#)
News: [Current News](#) | [Archive](#) | [Newsletters](#)
Shopping: [Name Tags](#) | [Branded Items](#) | [Donations](#) | [Gifts](#)
Training: [Class Schedule](#) | [Class Materials](#)

DFW Architecture | [Photo Spots](#) | [Sights](#)
[Member Websites and Galleries](#) | [PPC Resource List](#)

[Instagram](#) | [Facebook Page](#)

Create and Submit a PPC Website [Banner](#)
Request an Anonymous Photo [Critique](#) **NEW!**

Big Boy No. 4014 [Returns to Texas](#) **NEW!**
[State Fair of Texas](#) | [Photo Rules and Shooting Tips](#)

The club provides clip-on name tags for members, but if you prefer, you may purchase a magnetic name tag through the website.

EVENT SIGN-UP

Carol BarlowLogout

HomeActivitiesGalleriesTraining/EducationMembershipNewsResourcesCompetitionsAboutOrganizationMy AccountHelpContact

Upcoming Club Programs

Past Club Programs

Calendar of Events

Local Activities

Field Trips

Click on the word "Agenda" at the top right to see a list of your events. You can return to the calendar view by clicking on "Month". If you are logged in, the website will remember your last usage.

Export Events to iCalendar

You can automatically export to external calendars using the iCalendar feed.
iCalendar feed URL: <https://www.planophotographyclub.com/iCalendarFeed.aspx?F=1>

◀▶today📅September 2023

DayWeekMonthAgenda

Sunday	Monday	Tuesday	Wednesday	Thursday	Friday	Saturday
27	28	29	30	31	1 September	2
3	4	5	6	7	8	9
10	11	12	13	14	15	16
17	18	19	20	21	22	23
24	25	26	27	28	29	30

Ghost Ranch Field Trip (Dormitory Rooms)

This fall, the Plano Photography Club will travel to Ghost Ranch, a 21,000-acre retreat and education center located

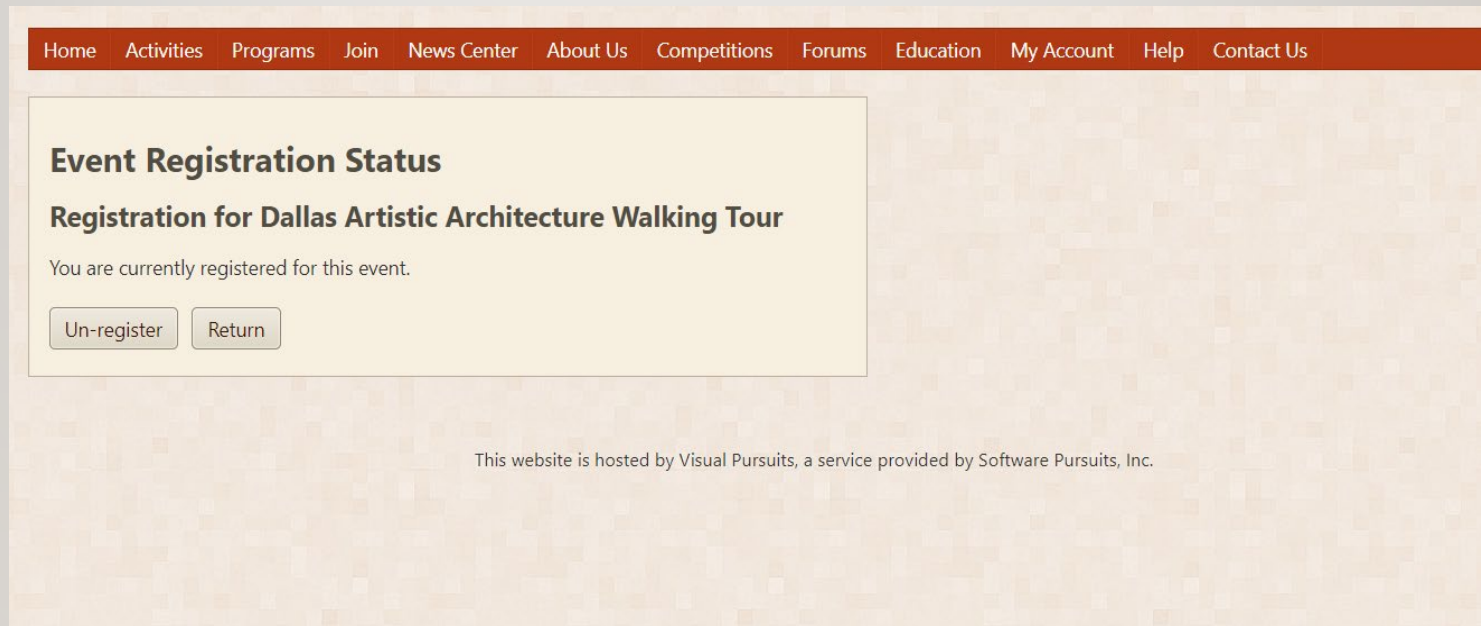
Ghost Ranch Field Trip (Private Rooms)

This fall, the Plano Photography Club will travel to Ghost Ranch, a 21,000-acre retreat and education center located

Ghost Ranch Field Trip (Final Payment for Private Rooms)

CLICK THE REGISTRATION INFORMATION BUTTON at the bottom of the page to register and pay the remaining balance of \$466 via PayPal. Final

EVENT CONFIRMATION

A screenshot of a web page titled "EVENT CONFIRMATION". The page has a light beige background with a subtle pattern. At the top, there is a dark red navigation bar with white text links: Home, Activities, Programs, Join, News Center, About Us, Competitions, Forums, Education, My Account, Help, and Contact Us. Below the navigation bar, there is a yellow box with a thin border. Inside this box, the text "Event Registration Status" is followed by "Registration for Dallas Artistic Architecture Walking Tour". Below this, it says "You are currently registered for this event." and there are two buttons: "Un-register" and "Return". At the bottom of the page, there is a small line of text: "This website is hosted by Visual Pursuits, a service provided by Software Pursuits, Inc."

Home Activities Programs Join News Center About Us Competitions Forums Education My Account Help Contact Us

Event Registration Status

Registration for Dallas Artistic Architecture Walking Tour


You are currently registered for this event.

[Un-register](#) [Return](#)

This website is hosted by Visual Pursuits, a service provided by Software Pursuits, Inc.

You can also cancel your registration from the confirmation page.

TRAINING/EDUCATION



PLANO PHOTOGRAPHY CLUB
Established 1984

Home Activities Galleries **Training/Education** Membership News
Contact

Plano Ph

Club Meetings Are Held on the Third Thursday of Each Mo
Training Session(s) at 6:00 PM and Program at 7:00 PM
West Plano Presbyterian Church - 2709 Custer Road, Plano

The aim of the Plano Photography Club is the enjoyment, mastery, and furtheran effort, and good fellowship. Serving Plano and surrounding areas, we welcome p

Review this [slide presentation](#) to learn more about the club.

- Adobe MAX 2022 Sessions
- Adobe MAX 2023 Sessions
- Apple ProRAW
- Beginning Photographers
- Camera Forums
- Cheat Sheets and Infographics
- Cloud Storage Options
- Color Grading
- Composition**
- Computational Photography
- Frequently Asked Questions
- Histograms For Beginners
- How To ...
- Instagram Tips
- Keyboard Shortcuts
- iPhone and Mobile Photography
- Lightroom Academy
- Lightroom Classic Tips
- Online Photography Training
- Photography Podcasts
- PhotoBills

11 Photography Composition Techniques

19 Essential Photography Composition Rules

20 Composition Techniques To Improve Your Photos

28 Composition Ideas To Help Take Better Photos

33 Photography Compositions To Master

Composition: A Complete (and Modern) Guide

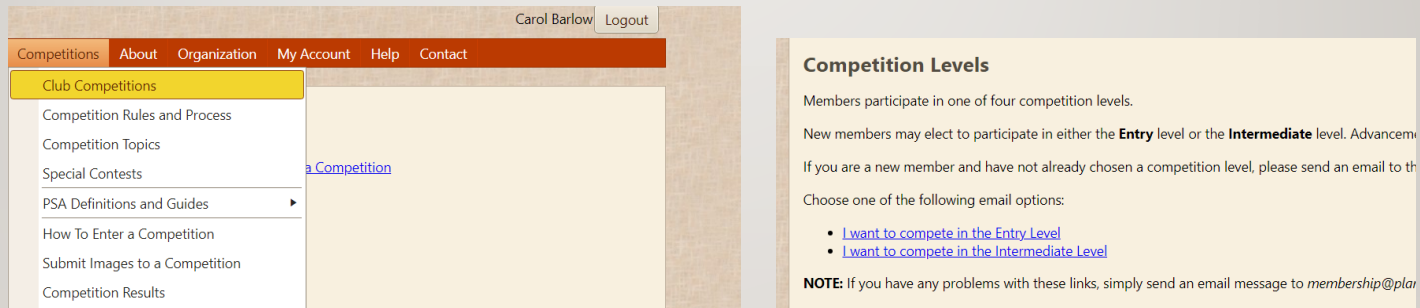
Member Websites and Galleries | [PPC Resource List](#)

[Instagram](#) | [Facebook Page](#)

Carol Barlow Logout


Organization My Account Help

COMPETITIONS - GETTING STARTED



- If you are a non-competing (associate) member, scroll to Competition Levels under Competitions-Club Competitions to choose your preferred level.
- Review the Competitions menu for topics, rules, and submission instructions.
- Watch “Photo Club Contests” by Larry Petterborg, June 13, 2024 under Training/Education - Training Class Material.

COMPETITIONS - SUBMITTING



PLANO PHOTOGRAPHY CLUB
Established 1984

R.R. Allen

Carol Barlow [Logout](#)

[Home](#) [Activities](#) [Galleries](#) [Training/Education](#) [Membership](#) [News](#) [Resources](#) [Shop](#) [Competitions](#) [About](#) [Organization](#) [My Account](#) [Help](#)

[Contact](#)

[Headlines and Dates](#) | [Solar Eclipse News](#) | [Contest Results](#)

Plano Photography Club

Club Meetings Are Held on the Third Thursday of Each Month (except December)
Training Session(s) at 6:00 PM and Program at 7:00 PM
West Plano Presbyterian Church - 2709 Custer Road, Plano, Texas

The aim of the Plano Photography Club is the enjoyment, mastery, and furtherance of photography through effort, and good fellowship. Serving Plano and surrounding areas, we welcome photographers of all levels.

[Review this slide presentation](#) to learn more about the club.

- Club Competitions
- Competition Topics
- Competition Rules and Process
- Special Contests
- PSA Definitions and Guides
- How To Enter a Competition
- Submit Images to a Competition**
- Competition Results
- Competition Galleries
- Competition Slideshows / Judge's Comments
- Submissions to Other Organizations and Results

[Local Activities](#) | [Field Trips](#) | [Image](#) | [Past Results](#) | [Resources](#) | [Post-Processing Tips](#) | [the Week](#) | [All Galleries](#) | [Willow Bend Neighbors](#) | [g](#) | [Past](#) | [hive](#) | [Newsletters](#) | [Donations](#) | [Gifts](#) | [Class Materials](#) | [Photo Spots](#) | [Sights](#) | [Galleries](#) | [PPC Resource List](#)

[Instagram](#) | [Facebook Page](#)

[Create and Submit a PPC Website Banner](#)

COMPETITIONS – SELECT CONTEST

Submit Images to a Competition

[Video: How to Submit Images to a Competition](#)

[Video: How to Create an Image Sequence](#)

Current Competitions

Select the competition you wish to enter. If a competition has been closed for entries you will be able to display your images in the competition but you will be unable to change those entries.

☐ Include closed competitions

You may click on a heading to sort by that column.

	Competition Date	Prints	Competition Title	Competition Type	Close Date/Time
Select	Thursday, June 16, 2022		2022-06 Open 1 additional images may be entered into this Competition. You have entered 0 images into this Competition. The competition allows a maximum of 1 images from each author.	Electronic Submission	Thursday, June 16, 2022 11:59 PM CDT
Select	Thursday, July 21, 2022		2022-07 Sports / Games 1 additional images may be entered into this Competition. You have entered 0 images into this Competition. The competition allows a maximum of 1 images from each author.	Electronic Submission	Thursday, July 21, 2022 11:59 PM CDT
Select	Thursday, August 18, 2022		2022-08 Open 1 additional images may be entered into this Competition. You have entered 0 images into this Competition. The competition allows a maximum of 1 images from each author.	Electronic Submission	Thursday, August 18, 2022 11:59 PM CDT
Select	Thursday, September 15, 2022		2022-09 Lines and Angles 1 additional images may be entered into this Competition. You have entered 0 images into this Competition. The competition allows a maximum of 1 images from each author.	Electronic Submission	Thursday, September 15, 2022 11:59 PM CDT
			2022-10 Open Print		

COMPETITIONS – STEP 1

Competition: 2022-10 Open Print

Prints

Competition Type: Prints

Competition Date: Thursday, October 20, 2022 11:59 PM

Status: Open

Closes: Thursday, October 20, 2022 11:59 PM

Competition Level: Master

Competition maximum pixel width for images: 4096

Competition maximum pixel height for images: 2160

Note: The Image Resolution (pixels per inch or centimeter) does not matter and is never used. If you submit an image larger than the system maximum size of 7680x4320 pixels, your image will be resized to conform with the system limits. Uploads larger than 20MB may result in an error. Large images will take longer to display, so it is recommended that you try to keep your image sizes under 2MB.

Images you entered into this Competition

1 additional images may be entered into this Competition.

You have entered 0 images into this Competition.

The competition allows a maximum of 1 images from each author.

There are no images to display.

Upload Images into the Competition

Add Images from my Image Library

Catalog a Print into the Competition

Print Labels for Print Submissions

Return to Competition List

COMPETITIONS – STEP 2

Home Programs/Activities Training/Education Membership News Resources Shop Competitions About Organization My Account Help Contact Us

Upload Images

Instructions and Restrictions on Uploading Images

Information on Optional File Name Formats

Video: How to Submit Images to a Competition

Video: How to Create an Image Sequence

Use the "Select" button below to select one or more files to upload. On most browsers you can also drag and drop files onto the Select button. Use the "Select" button to add additional files. The upload process will start with each file as soon as you use the Select button. When all the files have been uploaded, as indicated by the green dot by each file name, click the "Save Images" button below.

Please only upload only your own images. You will become the author of any images you upload and your images will be marked with your copyright. Avoid uploading duplicate images. Instead, reference your existing image in your Image Library.

After your images are uploaded into your library, references to those images will be automatically entered into your Competition.

Competition Title: 2022-08 Open
Competition Date: Thursday, August 18, 2022
Competition Type: Electronic Submission
Competition Level: Master

1 additional images may be entered into this Competition.
You have entered 0 images into this Competition.
The competition allows a maximum of 1 images from each author.

Select

Return to Competition without submitting

Save Images and Proceed to Edit Page

No entry yet.

COMPETITIONS - STEP 3

Please only upload only your own images. You will become the author of any images you upload and your images will be marked with your copyright. Avoid uploading duplicate images. Instead, reference your existing image in your Image Library.

After your images are uploaded into your library, references to those images will be automatically entered into your Competition.

Competition Title: 2022-08 Open

Competition Date: Thursday, August 18, 2022

Competition Type: Electronic Submission

Competition Level: Master

1 additional images may be entered into this Competition.

You have entered 0 images into this Competition.

The competition allows a maximum of 1 images from each author.


● IMG_6895.JPG [✕ Remove](#)

Image located

[Return to Competition without submitting](#)

[Save Images and Proceed to Edit Page](#)

COMPETITIONS – STEP 4



Title:

Iris

Title contains 4 characters.

English

Spell Check

Image Id=17909546, 1728x2592 , 1 secs f9, ISO: 125, Created: 2022-05-15 Canon EOS 60D, 100mm

☒ Allow Public Display

Author's Image Id: IMG 6895

This is a field for the author's use only to help identify the image within the author's collection.

If a Sequence Name is present, your image will be placed into an Image Sequence. Clear the name or set the Image Number to zero to remove the image from an Image Sequence. Each image within an Image Sequence must be numbered sequentially.

The titles for images in a sequence will be altered automatically when viewed to include the sequence number, but NOT the name of the sequence. You can control where the sequence number is inserted into a title by coding "[]" or "[2 of 3]" into your title. The actual numbers will be inserted in that location instead of at the end of the title.

Sequence Name:

NA

Image Number within Image
Sequence:

0

☐ Delete

☐ Skip

When you click the button below your changes will be saved. You will then return to the page where you started your upload.

Save any changes and return to the original page



OTHER COMPETITION OPPORTUNITIES

- City of Richardson
- State Fair of Texas
- Heard Museum

Welcome
to the
Plano Photography Club

